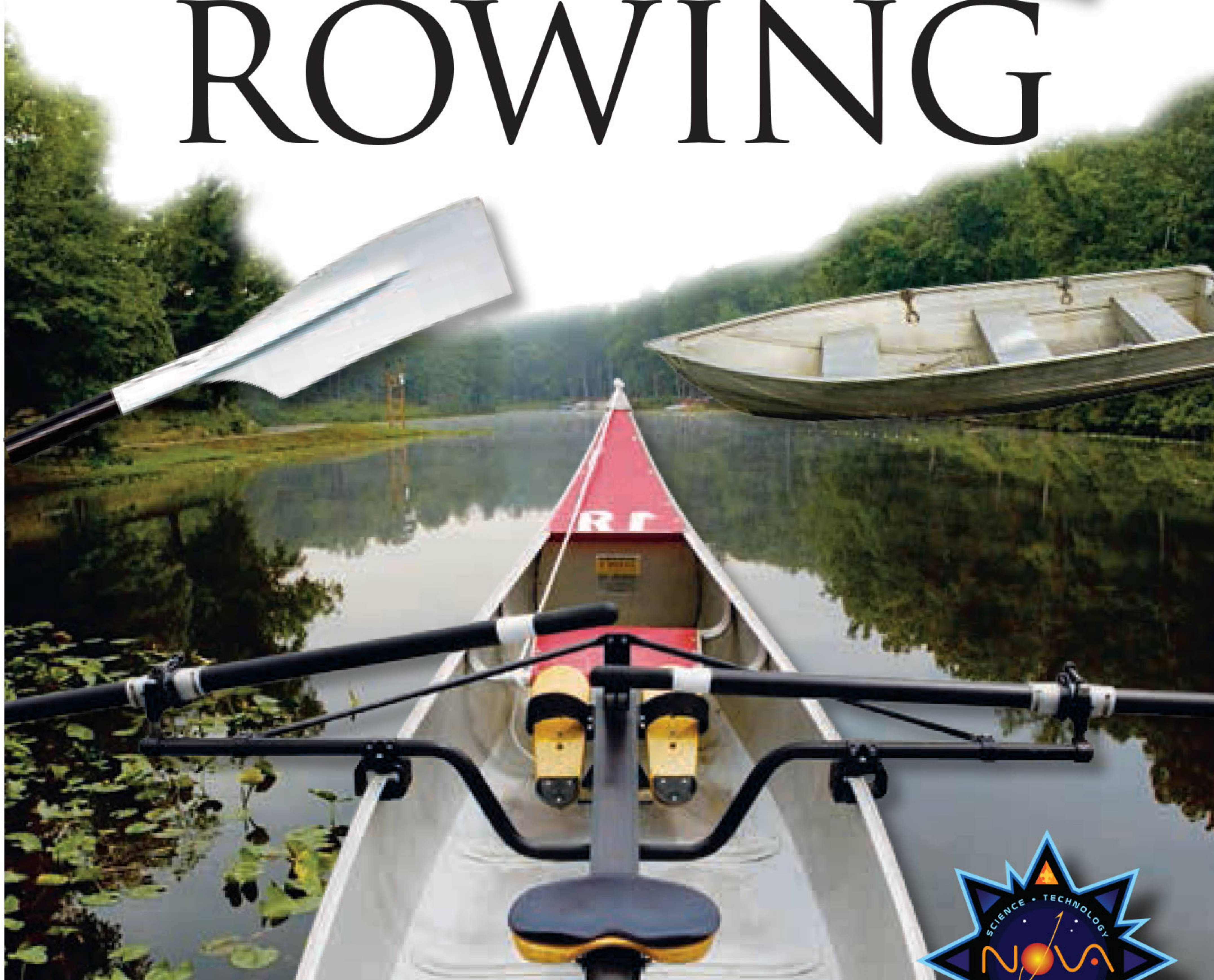


MERIT BADGE SERIES



ROWING



BOY SCOUTS OF AMERICA®



STEM-Based

BOY SCOUTS OF AMERICA
MERIT BADGE SERIES

ROWING





"Enhancing our youths' competitive edge through merit badges"



BOY SCOUTS OF AMERICA®

Requirements

1. Do the following:
 - a. Explain to your counselor the most likely hazards you may encounter while participating in rowing activities, including weather- and water-related hazards, and what you should do to anticipate, help prevent, mitigate, and respond to these hazards.
 - b. Review prevention, symptoms, and first-aid treatment for the following injuries or illnesses that can occur while rowing: blisters, hypothermia, heat-related illnesses, dehydration, sunburn, sprains, and strains.
 - c. Review the BSA Safety Afloat policy. Explain to your counselor how this applies to rowing activities.
2. Before doing the following requirements, successfully complete the BSA swimmer test. Jump feet first into water over your head in depth. Level off and swim 75 yards in a strong manner using one or more of the following strokes: sidestroke, breaststroke, trudgen, or crawl; then swim 25 yards using an easy, resting backstroke. The 100 yards must be completed in one swim without stops and must include at least one sharp turn. After completing the swim, rest by floating.
3. Review the characteristics of life jackets most appropriate for rowing and why one must always be worn while rowing. Then demonstrate how to select and fit a life jacket.

- 
- 
4. Do ONE of the following:
 - a. Alone or with a passenger, do the following in either a fixed-seat or sliding-seat rowboat:
 - (1) Launch.
 - (2) Row in a straight line for 100 yards. Stop, pivot, and return to the starting point.
 - (3) Backwater in a straight line for 25 yards. Make a turn under way and return to the starting point.
 - (4) Land and moor or rack your craft.
 - (5) Tie the following mooring knots—clove hitch, roundturn with two half-hitches, bowline, Wellman's knot, and mooring hitch.
 - b. Participate as a rowing team member in a competitive rowing meet. The team may be sponsored by a school, club, or Scout unit. The meet must include competition between two or more teams with different sponsors. Complete at least 10 hours of team practice prior to the meet.
 5. Do ONE of the following:
 - a. In a fixed-seat rowboat, come alongside a pier and help a passenger into the boat. Pull away from the pier, change positions with your passenger, and demonstrate sculling over the stern or side. Resume your rowing position, return alongside the pier, and help your passenger out of the boat.
 - b. In a sliding-seat rowboat, come alongside a pier and, with your buddy assisting you, get out onto the pier. Help your buddy into the boat. Reverse roles with your buddy and repeat the procedure.
 6. Participate in a swamped boat drill including righting and stabilizing the craft, reboarding in deep water, and making headway. Tell why you should stay with a swamped boat.
 7. Alone in a rowboat, push off from the shore or a pier. Row 20 yards to a swimmer. While giving instructions to the swimmer, pivot the boat so that the swimmer can hold on to the stern. Tow him to shore.

8. Describe the following:
 - a. Types of craft used in commercial, competitive, and recreational rowing.
 - b. Four common boatbuilding materials. Give some positive and negative points of each.
 - c. Types of oarlocks used in competitive and recreational rowing.
9. Discuss the following:
 - a. The advantage of feathering oars while rowing
 - b. Precautions regarding strong winds and heavy waves, and boat-handling procedures in rough water and windstorms
 - c. How to properly fit out and maintain a boat in season, and how to prepare and store a boat for winter
 - d. How to determine the proper length of oars
 - e. The differences between fixed-seat and sliding-seat rowing
 - f. The different meanings of the term *sculling* in fixed- and sliding-seat rowing
 - g. The health benefits from rowing for exercise



Rowing Resources

Scouting Literature

Fieldbook; Deck of First Aid; Basic Illustrated Wilderness First Aid; Emergency First Aid pocket guide; Be Prepared First Aid Book; Safety Afloat pamphlet; Sea Scout Manual; Canoeing, Kayaking, Motorboating, and Small-Boat Sailing merit badge pamphlets

Visit the Boy Scouts of America's official retail website (with your parent's permission) at <http://www.scoutstuff.org> for a complete listing of all merit badge pamphlets and other helpful Scouting materials and supplies.

Books

- Boyne, Daniel J. *Essential Sculling: An Introduction to Basic Strokes, Equipment, Boat Handling, Technique, and Power*. Lyons Press, 2000.
- Brown, Daniel James. *The Boys in the Boat: Nine Americans and Their Epic Quest for Gold at the 1936 Berlin Olympics*. Viking Adult, 2013.
- Churbuck, D.C. *The Book of Rowing*. Overlook Press, 2008.

- Cunningham, Frank. *The Sculler at Ease*. Grandview Street Press, 1999.
- Halberstam, David. *The Amateurs: The Story of Four Young Men and Their Quest for an Olympic Gold Medal*. Ballantine Books, 1996.
- Hamilton, Gordon. *Sculling in a Nutshell*. Gordon Hamilton, 2013.
- Maybery, Keith. *Rowing: The Essential Guide to Equipment and Techniques*. Stackpole Books, 2002.
- McArthur, John. *High Performance Rowing*. Crowood Press, 1997.
- Thompson, Luke. *Essential Boating for Teens*. Children's Press, 2000.

Magazines

Rowing Magazine

Rivermill Suite 440
85 Mechanic St.
Lebanon, NH 03766
Telephone: 603-448-5090
Website: <http://www.rowingnews.com>

Organizations and Websites

USRowing

2 Wall St.
Princeton, NJ 08540
Toll-free telephone:
800-314-4ROW (4769)
Website: <http://www.usrowing.org>